




- All Pumps Standard with Stainless Steel Barbs**
- Use 3/8" B Models for approximate rates of 2 to 18 GPA
 - Use 5/8" L Models for approximate rates of 10 to 40 GPA

Calculating Your Rate? Easy, On-Line at www.cds-johnblue.com Rate Calculator!


Single Pumps



Single Pumps are built with a single roller assembly and manifold. They come standard with a jackshaft, aluminum multi-sprockets, chain and standard clutch. Replacement parts on Page 232.

Part#	No. of Rows	Metering Hose	GPA	Discharge Hose	Suction Hose	Price
8B-1	8	3/8"	1.5 - 25	3/8"	1 1/2" FNPT	\$1,437.52
8L	8	5/8"	3 - 50	1/2"	1 1/2" FNPT	\$1,440.22
12B-1	12	3/8"	1.5 - 25	3/8"	1 1/2" FNPT	\$1,734.71
12L	12	5/8"	3 - 50	1/2"	1 1/2" FNPT	\$1,734.72
16B-1	16	3/8"	1.5 - 25	3/8"	1 1/2" FNPT	\$1,834.31
16L	16	5/8"	3 - 50	1/2"	1 1/2" FNPT	\$1,913.85
24B-1	24	3/8"	1.5 - 25	3/8"	1 1/2" FNPT	\$2,124.57

Combination Pumps




CDS Combination Pumps are double pumps that have two different tube sizes. This pump is ideal when two widely different rates are metered at the same time.

Combination Pumps include a jackshaft, aluminum multi sprockets and chain. Replacement parts on Page 233.

Part#	No. of Rows	Metering Hose	GPA	Discharge Hose	Suction Hose	Price
8B-1/8L	8	3/8" & 5/8"	1.5 - 50	3/8" & 1/2"	1 1/2" FNPT	\$2,836.00
12B-1/8L	12	3/8" & 5/8"	1.5 - 50	3/8" & 1/2"	1 1/2" FNPT	\$3,057.21

Double Pumps



Double Pumps are built with two roller assemblies and two manifolds. This unique system of two roller assemblies with two independent manifolds, exclusive to the CDS Squeeze Tube Pumps, provides more outlets and permits two different products and/or two different rates to be metered at the same time. **Double Pumps** include a jackshaft, aluminum multi-sprockets and chain. Replacement parts on Page 234.

Part#	No. of Rows	Metering Hose	GPA	Discharge Hose	Suction Hose	Price
24LD	24	5/8"	3 - 50	1/2"	1 1/2" FNPT	\$3,093.04
32BD-1	32	3/8"	1.5 - 25	3/8"	1 1/2" FNPT	\$3,369.64
40BD-1	40	3/8"	1.5 - 25	3/8"	1 1/2" FNPT	\$3,886.28
48BD-1	48	3/8"	1.5 - 25	3/8"	1 1/2" FNPT	\$3,964.46

REPLACEMENT SQUEEZE PUMP HOSES

Part#	Description	Price
08-0010	3/8" Diameter for "B" Model Pumps	\$11.28
08-0020	5/8" Diameter for "L" Model Pumps	\$17.66

SPECIAL PLASTIC FITTINGS


Part#	Description	Price
08-0011	Inlet Fitting - Plastic - "B" Pump	\$4.73
08-0015	Inlet Fitting - Stainless Steel - "B" Pump	\$22.48
08-0021	Inlet Fitting - Plastic - "L" Pump	\$5.07
08-0016	Inlet Fitting - Stainless Steel - "B" Pump	\$26.24
08-0012	Outlet Fitting - Plastic "B" Pump	\$7.26
08-0013	Outlet Fitting - Stainless Steel - "B" Pump	\$23.32
08-0022	Outlet Fitting - Plastic "L" Pump	\$7.99
08-0017	Outlet Fitting - Stainless Steel - "B" Pump	\$26.24
08-9001	Manifold Plug - Screw Type - "B" Pump	\$4.91
08-9002	Manifold Plug - Screw Type - "L" Pump	\$4.91



CDS SQUEEZE PUMP MAXIMUM OUTPUT AT 100RPM

	Operating Speed-MPH	Gallons Per Acre		
		12" Row	30" Row	36" Row
"B" Pump	3.5	90	36	30
	4.0	77	33	26
	4.5	69	31	23
	5.0	62	25	20
	6.0	51	20	17
"L" Pump	3.5	180	72	60
	4.0	155	66	52
	4.5	139	62	47
	5.0	124	50	41
	6.0	103	41	34





Squeeze Pumps SQUEEZE PUMPS ONLY - MOUNTS NOT PROVIDED

- Positive shut-off when pump stops
- 6 - 16 outlets are available.
- Patented spring loaded back plate insures accurate rates.
- Heavy cast iron frame
- Fittings can be relubricated to flush out contamination.
- Choice of optional individual sprockets or complete cluster sets
- Replacement parts on page 234 & 235

Part#	No. of Rows	Metering Hose	GPA	Discharge Hose	Suction Hose	Price
L-6-C	6	1/2"	7 - 5	1/2"	1"	\$895.05
L-8-C	8	5/16"	3 - 23	3/8"	1"	\$999.47
L-8-LC	8	1/2"	7 - 55	1/2"	1 1/4"	\$1,246.90
L-12-C	12	5/16"	3 - 23	3/8"	1 1/4"	\$1,440.22
L-12-SC	12	1/2"	7 - 55	1/2"	1 1/4"	\$1,411.58
L-16-C	16	5/16"	3 - 23	3/8"	1 1/4"	\$1,567.79

REPLACEMENT HOSES		
Part#	Description	Price
87249	1/2" Diameter	\$15.00 ea.
87250	5/16" Diameter	\$14.32 ea.



ORDER SPROCKETS, ADAPTERS & RETAINERS SEPERATE

RETAINERS & ADAPTERS FOR PUMP SHAFT		
Part#	Description	Price
L-1414	Sprocket Adapter	\$62.18
L-4414	Sprocket Retainer	\$57.77

PLANTER SHAFT RETAINERS & ADAPTERS		
Part#	Description	Price
112838	7/8" Hex Shaft Sprocket Adapter	\$68.64
112839	7/8" Hex Shaft Sprocket Adapter	\$67.48
L-1414-1	1" Round Hole Adapter	\$62.18
L4414-1	1" Round Hole Retainer	\$53.44

SQUEEZE PUMP SPROCKETS		
Part#	Description	Price
L-1381	20 Tooth	\$62.44
L-1383	8 Tooth	\$26.71
L-1384	9 Tooth	\$21.92
L-1385	10 Tooth	\$20.14
L-1386	15 Tooth	\$33.46
L-1387	22 Tooth	\$59.09
L-1388	23 Tooth	\$61.25
L-1389	26 Tooth	\$66.09
L-1390	30 Tooth	\$90.49
L-1391	31 Tooth	\$93.68
L-1392	32 Tooth	\$81.94

Calculating Your Rate? It's Easy On-Line!

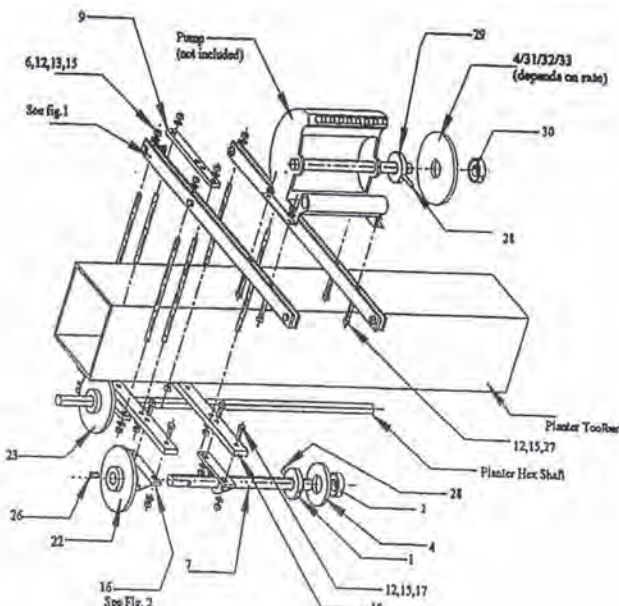
www.cds-johnblue.com
Rate Calculator!



Universal Squeeze Pump Mount Package



UNIVERSAL SQUEEZE PUMP MOUNTING & DRIVE PACKAGE		
Part#	Description	Price
114939	Mounting Package (Specify Rate & Row Spacing)	\$1,079.86



Ref#	Part#	Qty	Description	Price
1	L-1414-1	1	Shaft Adaptor (1" Bore)	\$62.18
2	L-4414-1	1	Sprocket Retainer	\$53.44
3	L-1404	2	Connector Link (for 20-40 Chain)	\$8.24
4	L-1385	1	Sprocket, 10T (Double Pitch)	\$20.54
*	114516-01	1	Sprocket, 12T (for 1" Shaft)	\$63.79
5	114921-01	4	Rail, Pump Mount	\$42.56
6	114923-01	6	Threaded Rod	\$39.71
7	114922-01	1	Counter Shaft	\$106.02
8	114925-01	1	Chain (47 Links of 20-40 RC)	\$77.29
9	114926-01	2	Clamp Plate	\$29.58
10	114920-01	2	Clamp Plate	\$33.86
11	A-177	6	Spacer	NA
12	93024	22	3/8" Lock Washer	\$ 23
13	93011	10	3/8" Flat Washer	\$ 21
14	90653	6	3/8" x 1 1/4" Bolt	\$ 96
15	92024	26	3/8" Hex Nut	\$ 23
16	A-4332	2	Bearing	\$121.16
17	90651	4	3/8" x 1" Bolt	\$ 64
18	90578	4	5/16" x 1" Carriage Bolt	\$ 87
19	92020	4	5/16" Hex Nut	\$ 31
20	93023	4	5/16" Lock Washer	\$ 35
21	S-2943	1	Connector Link (for Std 40 Chain)	\$ 3.14
22	114932-01	1	Sprocket, 32T (1" Bore)	\$123.04
23	114936-91	1	Sprocket Assembly, 32T (RC-40)	\$222.64
24	114934-01	1	Chain (61 Links of Std 40 Chain)	NA
25	114937-01	4	Spacer (for Mounting Pump)	\$34.78
26	L-1020	2	Key (for use with Sprocket)	\$2.78
27	90595	4	3/8" x 3 1/4" Carriage Bolt	\$2.60
28	A-2763	1	Roll Pin	\$2.45
29	L-1414	1	Sprocket Adaptor (7/8" Bore)	\$62.18
30	L-4414	1	Sprocket Retainer (7/8" Bore)	\$51.98
31	L-1389	1	Sprocket, 26T (Double Pitch)	\$66.09
32	L-1386	1	Sprocket, 15T (Double Pitch)	\$33.46
33	L-1392	1	Sprocket, 32T (Double Pitch)	\$81.94
34	114925-01	1	Chain (7 Links of RC20-40)	\$77.29