

HYPRO®

PEDESTAL PUMPS & GAS ENGINE DRIVEN

9200 SERIES SELF-PRIMING PEDESTAL MOUNT PUMP


Part#	Description	Max. RPM	Max. GPM	Max. PSI	Price
9203C-SP	Pedestal mount, self-priming cast iron pump, 5/8" solid shaft, Viton shaft seal, 1 1/2" NPT inlet, 1 1/4" NPT outlet	6000	120	157	\$1,016.98
9203C-R-SP	Pedestal mount, self-priming cast iron pump, 5/8" solid shaft, Viton shaft seal, 2" NPT inlet, 2" NPT outlet clockwise rotation	6000	140	155	\$1,029.59
9205C-SP	Pedestal mount, self-priming cast iron pump, 7/8" solid keyed shaft, 2" NPT inlet, 2" NPT outlet	3800	160	145	\$2,191.55
3430-0332	Seal and O-Ring Repair Kit				\$66.32
3430-0589	Silicon Carbide Seal Kit				\$258.15
3430-0480SP	Self Priming Chamber Kit				\$396.15
3430-0482SP	Self Priming Chamber Kit for Reverse Rotation ONLY				\$956.48
3430-0537	Seal and O-Ring Repair Kit (9205C Only)				\$60.97
3430-0646	Silicon Carbide Seal Kit (9205C Only)				\$271.24
3430-0481SP	Self Priming Chamber Kit (9205C Only)				\$2,021.22




9205C-SP

GAS ENGINE DRIVEN CENTRIFUGAL PUMPS


Part#	Description	Max. GPM	Max. PSI	Price
1521C-65	Centrifugal pump close coupled to a 6.5HP PowerPro engine. Viton seals, 1 1/2" NPT inlet / 1 1/4" NPT outlet	110	80	\$1,460.33
1552C-130	Centrifugal pump close coupled to a 13HP PowerPro engine. Viton seals, 2" NPT inlet / 1 1/2" NPT outlet	170	150	\$2,679.03
1552C-130E	Centrifugal pump close coupled to a 13HP PowerPro engine w/ Electric Start, 2" NPT inlet / 1 1/2" NPT outlet	170	150	\$2,862.89
1536	Centrifugal pump close coupled to a 5HP Briggs and Stratton engine. Viton seals, 1 1/2" NPT inlet / 1 1/4" NPT outlet	110	75	\$1,430.92
1539	Same as model 1536 without mounting base	110	75	\$1,400.45
1537	Centrifugal pump close coupled to a 5.5HP Honda engine Viton Seals, 1 1/2" NPT inlet / 1 1/4" NPT outlet	110	80	\$2,185.25
1540	Same as model 1537 without mounting base	110	80	\$2,206.26
1550	Centrifugal pump close coupled to a 9hp Honda engine Viton seals, 2" NPT inlet / 1 1/2" NPT outlet	150	140	\$3,434.41
1538	1 1/2" x 1 1/4" centrifugal pump kit. Parts come unassembled Does NOT include engine.			\$654.52
1551	2" x 1 1/2" centrifugal pump kit. Parts come unassembled Does NOT include engine.			\$1,239.71
3430-0332	Seal and O-Ring Repair Kit			\$66.32



1521C-65



1536



1550



GAS ENGINE DRIVEN SELF-PRIMING PUMPS

Part#	Description	Max. GPM	Max. PSI	Price
1536-SP	Self-priming centrifugal pump close coupled to a 5HP Briggs and Stratton engine w/ mounting base, 2" NPT inlet / 2" NPT outlet	100	65	\$1,898.43
1539-SP	Same as model 1536-SP without mounting base	100	65	\$1,866.92
1537-SP	Self-priming centrifugal pump close coupled to a 5.5HP Honda engine with mounting base, 2" NPT inlet / 2" NPT outlet	106	75	\$2,726.31
1540-SP	Same as model 1537-SP without mounting base	106	75	\$2,694.79
1550-SP	Self-priming centrifugal pump close coupled to a 9HP Honda engine w/ mounting base, 2" NPT inlet / 2" NPT outlet	155	135	\$4,245.47
1538-SP	Self-priming centrifugal pump kit. Parts come unassembled. Does NOT include engine, 2" NPT inlet / 2" NPT outlet			\$1,128.34
1551-SP	Self-priming centrifugal pump kit. Parts come unassembled. Does NOT include engine, 2" NPT inlet / 2" NPT outlet			\$2,049.72
3430-0482SP	Self Primer Kit			\$956.48



1536-SP

CATALOG IS LIST PRICE PLEASE APPLY DISCOUNT